

### Main specifications

Parameters	Min	Typical	Max	Units
Frequency	0	~	4	GHz
VSWR			1.15	

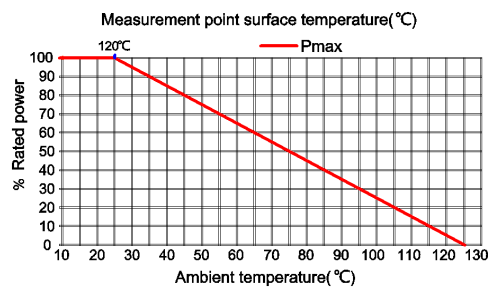
### Other parameters

Power Capacity	20W Design assurance
Impedance	50Ω
Connector	SMA-F
Connector material	Stainless steel
Surface	Black
Product shell material	Aluminum
Operation Temp	-40~+85°C Design assurance

### Note

When installing the load, it is necessary to consider sufficient heat dissipation space and not install it next to equipment with high heat output.

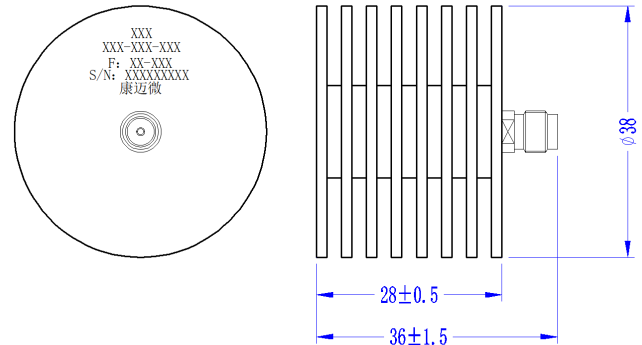
### Power Derating Curve



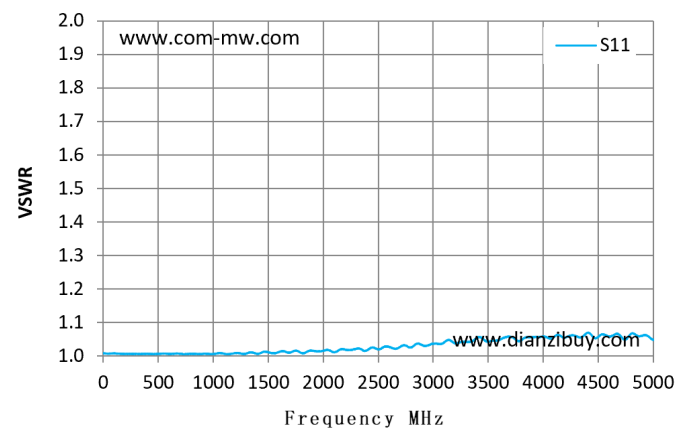
### Reference picture



### Configuration(mm)



### Typical test curve



Note: The specifications and performance data contained in this data sheet are based on tests established by CMW.