

Main specifications

Parameters	Min	Typical	Max	Units
Frequency	1700	~	2500	MHz
IL			0.6	dB
Isolation	18			dB
VSWR			1.3	


Other parameters

Forward Power	80W Design assurance
Reflected power	30W Design assurance
Direction	Left to right
Connector	SMA-K
Impedance	50Ω
Operation Temp	-30~+70°C Design assurance

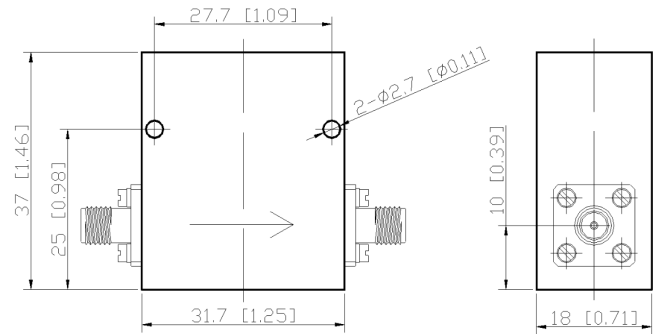
Typical test data

Frequency MHz	S11 VSWR	S21 IL dB	S12 ISO	S22 VSWR
1600	1.48	-0.43	-14.39	1.45
1671	1.32	-0.25	-17.02	1.3
1743	1.21	-0.13	-20.83	1.18
1814	1.11	-0.07	-26.17	1.08
1886	1.04	-0.03	-28.56	1.03
1957	1.08	-0.02	-24.13	1.07
2029	1.16	-0.06	-20.87	1.16
2100	1.22	-0.11	-19.13	1.21
2171	1.27	-0.11	-18.42	1.23
2243	1.28	-0.09	-18.72	1.23
2314	1.24	-0.11	-20.38	1.2
2386	1.16	-0.09	-25.09	1.11
2457	1.12	-0.12	-26.56	1.11
2529	1.34	-0.36	-16.27	1.37
2600	2.09	-1.64	-10.92	2.23

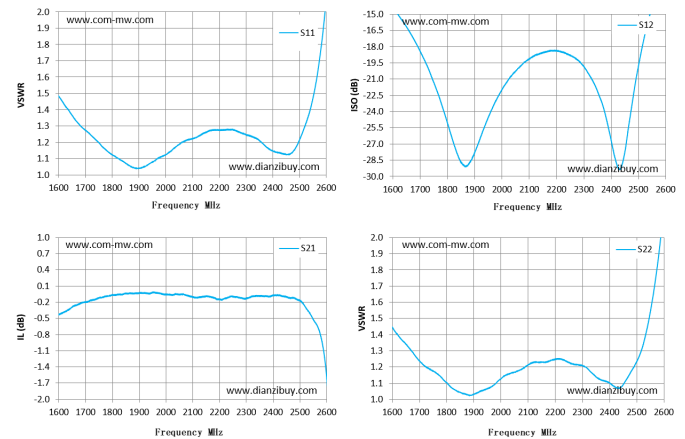
Reference picture



Configuration(mm)



Typical test curve



Note

The installation surface is flat, and the grounding is good. The isolator and circulator are unidirectional devices, so pay attention to the input and output ports. Isolators and circulator are magnetic devices, Please use stainless steel screws to fix them, It is forbidden to use steel screws, It is forbidden to install the devices on the steel shell. They are installed in the same assembly with other devices with permanent magnets or other isolators, Please keep the distance between the devices greater than 1cm, otherwise the electrical performance of the product may be affected. If the overall temperature of the product is greater than 100 °C, please negotiate with us before placing an order. Clean the surface of the product, do not immerse the product in cleaning solution for cleaning. The isolator and circulator should be stored separately for a long time, Please store them in a moisture-proof box with humidity less than 25%.