

### Main specifications

Parameters	Min	Typical	Max	Units
Frequency	960	~	1230	MHz
IL			0.4	dB
Isolation	20			dB
VSWR			1.3	


### Other parameters

Forward Power	200W Design assurance
Reflected power	100W Design assurance
Direction	Anticlockwise
Connector	N-J
Impedance	50Ω
Work Temp.	-40~+70°C Design assurance

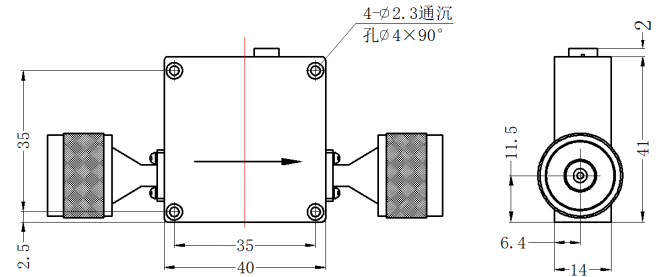
### Typical test data

Frequency(MHz)	S11 VSWR	S12 IL dB	S21 ISO dB	S12 VSWR
900	1.23	-0.31	-16.92	1.31
929	1.15	-0.29	-19.05	1.18
957	1.15	-0.28	-21.23	1.09
986	1.19	-0.3	-22.96	1.07
1014	1.22	-0.31	-24	1.09
1043	1.23	-0.31	-24.73	1.11
1071	1.23	-0.32	-25.64	1.13
1100	1.21	-0.32	-27.07	1.12
1129	1.17	-0.32	-29.24	1.1
1157	1.13	-0.32	-31.07	1.07
1186	1.11	-0.32	-29.39	1.03
1214	1.15	-0.35	-25.71	1.05
1243	1.25	-0.4	-22.37	1.11
1271	1.38	-0.51	-19.86	1.2
1300	1.53	-0.64	-17.99	1.3

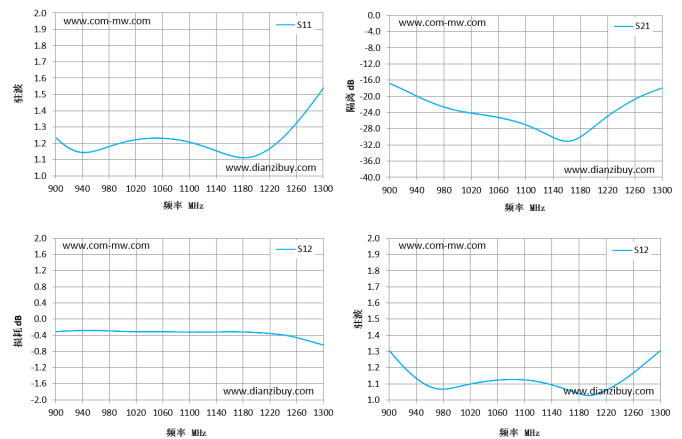
### Reference picture



### Configuration(mm)



### Typical test curve



### Note

The installation surface is flat, and the grounding is good. The isolator and circulator are unidirectional devices, so pay attention to the input and output ports. Isolators and circulator are magnetic devices, Please use stainless steel screws to fix them, It is forbidden to use steel screws, It is forbidden to install the devices on the steel shell. They are installed in the same assembly with other devices with permanent magnets or other isolators, Please keep the distance between the devices greater than 1cm, otherwise the electrical performance of the product may be affected. If the overall temperature of the product is greater than 100 °C, please negotiate with us before placing an order. Clean the surface of the product, do not immerse the product in cleaning solution for cleaning. The isolator and circulator should be stored separately for a long time, Please store them in a moisture-proof box with humidity less than 25%.